

## specifications

Horizontal cable managers shall be capable of managing cables on the front and rear of any 19" EIA rack. The manager shall consist of a 1-piece construction that is molded out of plastic. Horizontal managers shall have pass through holes that incorporate integral bend radius control as well as fingers with rounded edges. The manager shall have rigid end fingers that incorporate integral bend radius control. Hinged covers shall allow access to the cable pathway without having to completely remove the cover from the manager.



## technical information

<b>Dimensions:</b>	WMPH2E:	3.5"H x 19.0"W x 8.9"D (88.9mm x 482.6mm x 225.5mm)
	WMPHF2E:	3.5"H x 19.0"W x 3.7"D (88.9mm x 482.6mm x 93.7mm)
	WMP1E:	3.5"H x 19.0"W x 8.9"D (88.9mm x 482.6mm x 225.5mm)
	WMPF1E:	3.5"H x 19.0"W x 3.7"D (88.9mm x 482.6mm x 93.7mm)
	WMPSE:	1.7"H x 19.0"W x 8.9"D (44.1mm x 482.6mm x 225.5mm)
	WMPFSE:	1.7"H x 19.0"W x 3.7"D (44.1mm x 482.6mm x 93.7mm)
	WMP1SE:	1.7"H x 19.0"W x 7.9"D (44.1mm x 482.6mm x 200.1mm)
	WMP1FSE:	1.7"H x 19.0"W x 2.7"D (44.1mm x 482.6mm x 69.1mm)
	<b>Packaging:</b>	Cable managers include hinged cover(s), mounting hardware, and wire retainers

## key features and benefits

<b>Integral bend radius control</b>	Maintains bend radii as cables transition to and from horizontal and vertical pathways
<b>Dual hinged cover</b>	Opens upward or downward to provide easy access to cables in horizontal pathway without having to completely remove cover
<b>Increased finger spacing</b>	Provides larger area for high performance Category 6 cables
<b>One piece, plastic construction</b>	Provides durability and easy installation
<b>Flexible fingers</b>	Provide for easy installation and organizes cables simplifying moves, adds, and changes
<b>Rounded edges on fingers</b>	Protect cables from snags and damage to cable
<b>Cable pass through holes</b>	Provide ease of installation and cable maintenance
<b>Wire retainers</b>	Snap on finger to keep cables in place during moves, adds, and changes

## applications

Panduit® PatchLink™ Horizontal Cable Managers provide a neat and efficient way to manage patch cables on any EIA 19" rack. They can be used in multimedia applications to manage copper, fiber optic, and coax cables. Flexible fingers organize the patch cords simplifying moves, adds, and changes while the integral bend radius control and "closed" design protects the patch cables in the pathway. All of these features combine to

provide the user with a horizontal cable management solution that simplifies cable routing in a finished, professional appearance. When used with the Panduit® Mini-Com® patch panels, patch cords, vertical cable managers, and racks, the user receives a total system that satisfies functional and aesthetic requirements for telecommunications rooms.

### 2 Rack Space Manager, Front and Rear

3"x 3" front, 19" cover:	WMPH2E
3"x 3" front, 17" cover:	WMP1E
WMP1E 5-pack:	WMP1E-V

### 2 Rack Space Manager, Front Only

3"x 3" front, 19" cover:	WMPHF2E
3"x 3" front, 17" cover:	WMPF1E
WMPF1E 10-pack:	WMPF1E-X

### 1 Rack Space Manager, Front and Rear

1.7" H x 3" D front:	WMPSE
WMPSE 10-pack:	WMPSE-X
1.7" H x 2" D front:	WMP1SE

### 1 Rack Space Manager, Front Only

1.7" H x 3" D front:	WMPFSE
WMPFSE 20-pack:	WMPFSE-E
1.7" H x 2" D front:	WMP1FSE

### Racks

19" EIA standard:	CMR19X84
4 post rack 7' 30" depth with #12-24 threaded rails:	R4P
4 post rack 7' 30" depth with cage nut rails:	R4PCN
4 post rack 7' 23" depth with #12-24 threaded rails:	R4P23
4 post rack 7' 23" depth with cage nut rails:	R4P23CN
4 post rack 7' 36" depth with #12-24 threaded rails:	R4P36
4 post rack 7' 36" depth with cage nut rails:	R4P36CN
4 post rack 7' 42" depth with #12-24 threaded rails:	R4P42
4 post rack 7' 42" depth with cage nut rails:	R4P42CN

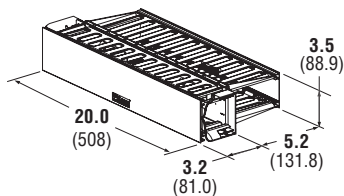
### Panel Extender Brackets

1 RU:	PEB1
2 RU:	PEB2
22 RU:	PEB22
44 RU:	PEB44

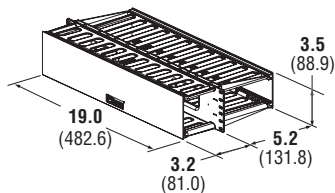
# PatchLink™ Horizontal Cable Managers

## WMPH2E

with CMSRC2 Clips

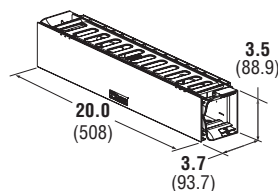


## WMP1E

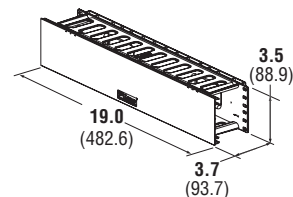


## WMPHF2E

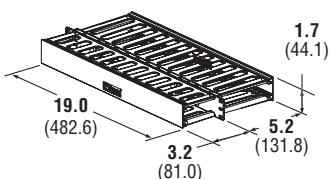
with CMSRC2 Clips



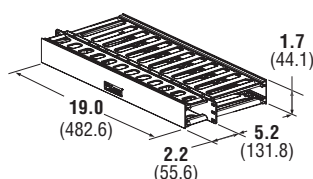
## WMPF1E



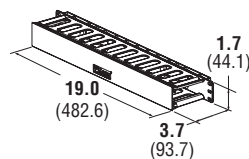
## WMPSE



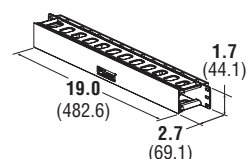
## WMPLSE



## WMPFSE



## WMPLFSE



All managers have 17" long front covers except for the WMPH2E and WMPHF2E, which have 19 3/8" long front covers for complete coverage to vertical managers.

## Cable Capacity Chart

Part Number	Category 6 (0.250")		Category 5e (0.187")	
	Front	Back	Front	Back
WMP1E	48	48	72	72
WMPF1E	48	–	72	–
WMPFSE	16	–	24	–
WMPH2E	48	48	72	72
WMPHF2E	48	–	72	–
WMPLFSE	12	–	16	–
WMPLSE	12	12	16	16
WMPSE	16	16	24	24

Dimensions are in inches. (Dimensions in parenthesis are metric.)

### WORLDWIDE SUBSIDIARIES AND SALES OFFICES

PANDUIT CANADA  
Markham, Ontario  
cs-cdn@panduit.com  
Phone: 800.777.3300

PANDUIT EUROPE LTD.  
London, UK  
cs-emea@panduit.com  
Phone: 44.20.8601.7200

PANDUIT SINGAPORE PTE. LTD.  
Republic of Singapore  
cs-ap@panduit.com  
Phone: 65.6305.7575

PANDUIT JAPAN  
Tokyo, Japan  
cs-japan@panduit.com  
Phone: 81.3.6863.6000

PANDUIT LATIN AMERICA  
Jalisco, Mexico  
cs-la@panduit.com  
Phone: 52.33.3777.6000

PANDUIT AUSTRALIA PTY. LTD.  
Victoria, Australia  
cs-aus@panduit.com  
Phone: 61.3.9794.9020

For a copy of Panduit product warranties, log on to [www.panduit.com/warranty](http://www.panduit.com/warranty)

For more information

Visit us at [www.panduit.com](http://www.panduit.com)

Contact Customer Service by email: [cs@panduit.com](mailto:cs@panduit.com)  
or by phone: 800-777-3300 and reference RKSP46

©2010 Panduit Corp.  
ALL RIGHTS RESERVED.  
**WW-RKSP46**  
Replaces SA-RKSP04  
2/2010

**PANDUIT**®