


## NetKey™ Patch Panels

- Mount to standard TIA/EIA 19" racks
- Punchdown patch panels meet all industry performance standards for Category 6 and 5e
- Modular patch panels accept all NetKey™ Modules

- Optional molded design for improved flexibility and durability
- Optional angled versions available for high density installations
- Strain relief bars assist in cable management and bend radius control
- Filler panels reserve space for future use and direct airflow




NK6PPG12WY  
NK5EPPG12WY



NK6PPG24Y  
NK5EPPG24Y



NK6PPG48Y  
NK5EPPG48Y



NKFP12W



NKFP24Y



NKFP48Y



NKPP24P



NKPP48P



NKPPA24FMY



NKPPA48FMY



NKMP24Y



NKMP48Y




WB89D



SRB19BLY



SRBM19BLY



TLBP1R-V



TLBP2R-V



CPAF2BLY

Part Number	Description
-------------	-------------

### Punchdown Patch Panels\* Category 6

NK6PP24P	Category 6, 24-port molded punchdown patch panel, 1 RU.
NK6PP48P	Category 6, 48-port molded punchdown patch panel, 2 RU.
NK6PPG12WY	Category 6, 12-port punchdown patch panel. Mounts to wall with standard 89D bracket (WB89D).
NK6PPG24Y	Category 6, 24-port punchdown patch panel, 1 RU.
NK6PPG48Y	Category 6, 48-port punchdown patch panel, 2 RU.

### Category 5e

NK5EPP24P	Category 5e, 24-port molded punchdown patch panel, 1 RU.
NK5EPP48P	Category 5e, 48-port molded punchdown patch panel, 2 RU.
NK5EPPG12WY	Category 5e, 12-port punchdown patch panel. Mounts to wall with standard 89D bracket (WB89D).
NK5EPPG24Y	Category 5e, 24-port punchdown patch panel, 1 RU.
NK5EPPG48Y	Category 5e, 48-port punchdown patch panel, 2 RU.

\*Punchdown patch panels are colour-coded for T568A and T568B wiring schemes. Punchdown tools found on page 14.

### Modular Patch Panels

NKFP12W	12-port modular patch panel. Mounts to wall with standard 89D bracket (WB89D).
NKFP24Y	24-port modular patch panel, 1 RU.
NKFP48Y	48-port modular patch panel, 2 RU.
NKPP24P	24-port molded modular patch panel, 1 RU.
NKPP48P	48-port molded modular patch panel, 2 RU.
NKFP24KSRBSY	24-port modular patch panel with strain relief bar, 1 RU.
NKFP48KSRBSY	48-port modular patch panel with strain relief bar, 2 RU.

### Flush Mount Patch Panels

NKPPA24FMY	24-port flush mount angled modular patch panel, 1 RU.
NKPPA48FMY	48-port flush mount angled modular patch panel, 2 RU.
NKMP24FMY	24-port flush mount modular patch panel, 1 RU.
NKMP48FMY	48-port flush mount modular patch panel, 2 RU.

### All Metal Patch Panels

NKMP24Y	24-port all metal modular patch panel, 1 RU.
NKMP48Y	48-port all metal modular patch panel, 2 RU.

### Wall Mount Bracket

WB89D	Wall mount bracket. Ideal for use with 12-port punchdown or modular patch panels.
-------	---

### Strain Relief Bars

SRB19BLY	Strain relief bar extends 50mm from standard 19" rack for additional cable support.
SRBM19BLY	Strain relief bar and Tak-Ty™ Hook & Loop Cable Ties for additional cable support.
SRBS19BL-XY	Straight strain relief bar.

### Filler Panels

TLBP1S-V	1 RU tool-less filler panel, 9.52mm (3/8 in.) square holes.
TLBP1R-V	1 RU tool-less filler panel, M5 (#10) or M6 (#12) round tapped holes.
TLBP2S-V	2 RU tool-less filler panel, 9.52mm (3/8 in.) square holes.
TLBP2R-V	2 RU tool-less filler panel, M5 (#10) or M6 (#12) round tapped holes.
CPAF1BLY	1 RU angled filler panel.
CPAF2BLY	2 RU angled filler panel.