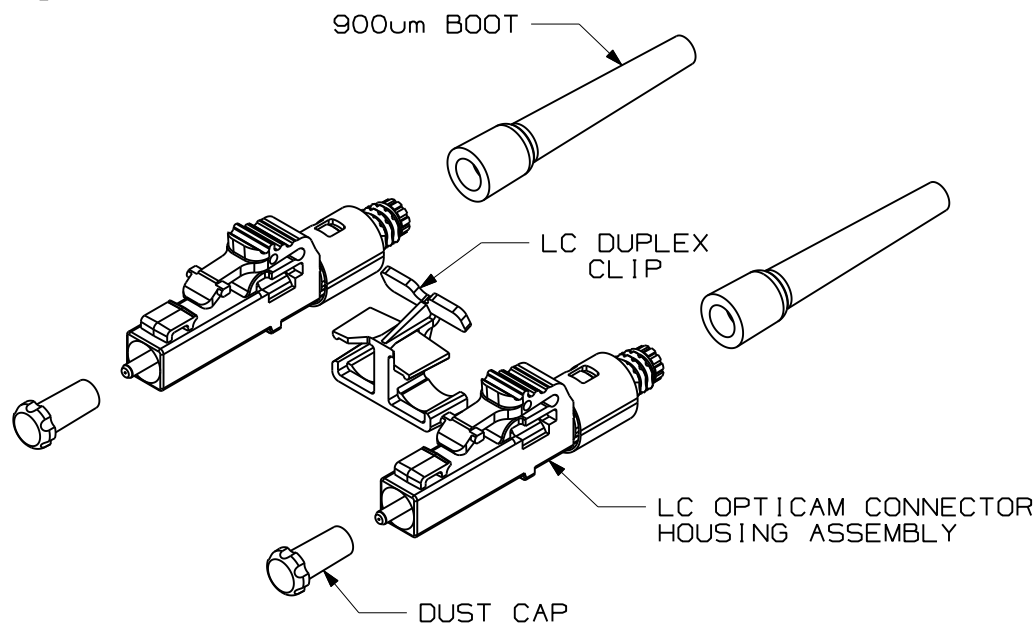
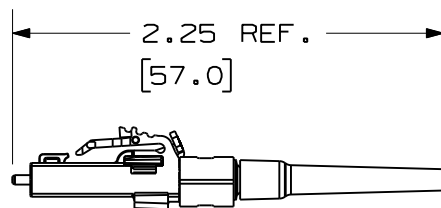
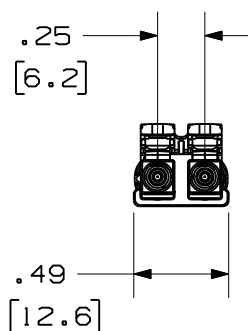


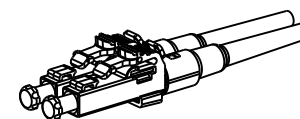
THIS COPY IS PROVIDED ON A RESTRICTED BASIS AND IS NOT TO BE USED IN ANY WAY DETRIMENTAL TO THE INTERESTS OF PANDUIT CORP.



PANDUIT PART NUMBER	FIBER TYPE
FLCDMC5BLY	50/125um MULTIMODE
FLCDMC6BLY	62.5/125um MULTIMODE
FLCDMC6E1Y	62.5/125um MULTIMODE
FLCDMCXAQY	50/125um OM3 MULTIMODE
FLCDSCBUY	9/125um SINGLEMODE

NOTES:

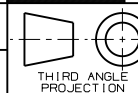
- SEE CATALOG FOR ADDITIONAL PART NUMBER SUFFIXES TO INDICATE COLOR AND/OR PACKAGE QUANTITY.
- ACCEPTS 50/125um, 62.5/125um, 50/125 OM3 MULTIMODE OR 9/125um SINGLEMODE 900um BUFFERED GLASS OPTICAL FIBER.
- FULLY COMPLIES WITH THE FIBER OPTIC CONNECTOR PERFORMANCE REQUIREMENTS AS SPECIFIED BY TIA/EIA-568-B.3.
- MATERIAL:
BODY/HARDWARE: PLASTIC
BOOT: THERMOPLASTIC RUBBER
FERRULE: ZIRCONIA CERAMIC
- DIMENSIONS IN BRACKETS ARE METRIC [mm].
- ALL MATERIALS AND COMPONENTS USED MUST MEET THE MATERIAL RESTRICTIONS OF RoHS, (EUROPEAN DIRECTIVE 2002/95/EC ON THE RESTRICTION OF HAZARDOUS SUBSTANCES) AS PROPOSED BY THE RoHS TECHNICAL ADAPTATION COMMITTEE.



OPTICAM DUPLEX LC CONNECTOR
WITH 900um BOOTS
CUSTOMER DRAWING



PANDUIT™
CORP.
TINLEY PARK, ILL 60477



ALL DIMENSIONS ARE GIVEN IN INCHES
UNLESS OTHERWISE SPECIFIED.
DIMENSIONAL TOLERANCES ARE:
(.X) ±.03 | (.XXX) ±.010 | (.3) ±.015
(.XX) ±.03 | (.8) ANGLES

DRAWING FILENAME
M01801YD_DC_DUP/03B

SCALE
NONE

DRAWN BY
MC

REVIEW DRAWING NUMBERS

PART NO.
SEE TABLE

DATE
02-15-06

DRAWING NO.
01801-33

SIZE
A

CHK'D
RTF1

REV	DATE	BY	CHK	DESCRIPTION	ECN	R	CUST	SUP	OTH
2	09-01-11	MC	MTV	RELEASED TO PRODUCTION	01801-33	MTV	RWB		